


Top Deficiencies By State

ASSISTED LIVING & MEMORY CARE



ABOUT THE DATA

NATIONAL FINDINGS

STATE BY STATE

About the Data

SOURCES & METHODS



CarePrepare™ (www.careprepare.com) is the first national assisted living and memory care regulatory database containing survey deficiency information for over 95% of AL/MC units in the United States, allowing users to assess communities' clinical performance including survey deficiencies, penalties, and complaints. Developed by NIC MAP and Formation Healthcare Group, CarePrepare™ normalizes state-level deficiencies into eight standard categories and 66 subcategories developed by an expert team of clinician executives and former surveyors from the senior housing industry. Deficiencies are also identified by severity level as applicable per state and benchmarked against state and local market peers. Data is refreshed quarterly.

About the Top Deficiencies Analysis

CarePrepare™ data was analyzed looking at the available state deficiencies as of March 19, 2025 from surveys occurring during the period January 1, 2023 to December 31, 2024. This two-year date range was utilized to capture citations due to the infrequent nature of survey activity in some states for seniors housing. For national findings, normalized categories and subcategories of deficiencies from CarePrepare™ covering 43 US states were considered. For the state-specific analyses, state-issued deficiencies were considered using each individual state's regulations.



Formation Healthcare Group provides critical insights into clinical and regulatory risks, operating trends, and opportunities in seniors housing and long term care to owners, operators, lenders, and investors through our services and solutions including Quality In-Cite, para-scope, CarePrepare, and consulting. For more information, visit www.formationhealthcare.com.



NIC MAP believes data drives outcomes. We provide purpose-built data exclusively for senior housing, offering relevant, market-specific insights you won't find anywhere else, and we're empowering the senior housing industry to stay nimble and achieve optimal results. Our platform supports robust decision-making with real-time access to occupancy rates, transaction details, and construction project tracking, enabling industry leaders -- including the top senior housing operators, largest government agencies and major investors -- to navigate market complexities and capitalize on investment opportunities effectively. For more information, visit www.nicmap.com.

National Findings

TRENDS & KEY TAKEAWAYS



The data assessed for this analysis from CarePrepare included 43 states and 38,080 communities. Of these communities, 45% were cited for deficiencies from January 1, 2023 - December 31, 2024. The total number of deficiencies cited was 143,716 for an average per deficient community of 8 deficiencies and an average per all communities assessed of 4 deficiencies.

Regulations for licensure and operation of assisted living and memory care communities are state specific. Each state's timing of routine and other types of surveys (complaint, change of ownership, infection control, bed change, etc) varies and is not uniform amongst states or even between communities within states.

43	38,080	143,716
# of States	Communities Assessed	Total Deficiencies

State	% of Communities With at Least 1 Deficiency	Avg # of Deficiencies per Deficient Community*	Avg # of Deficiencies per Community**
AL	20%	10	2
AZ	64%	6	4
CA	49%	5	2
CO	28%	7	2
CT	25%	8	2
DC	63%	11	7
DE	91%	11	10
FL	36%	5	2
GA	24%	5	1
IA	44%	6	3
ID	80%	10	8
IL	36%	3	1
IN	91%	10	9
KS	86%	7	6
MA	71%	8	6
MD	13%	5	1
ME	31%	3	1
MI	58%	7	4
MN	27%	12	3
MO	68%	7	4
MT	37%	7	2


State	% of Communities With at Least 1 Deficiency	Avg # of Deficiencies per Deficient Community*	Avg # of Deficiencies per Community**
NC	72%	8	6
NE	8%	8	1
NJ	26%	4	1
NM	16%	6	1
NV	77%	12	9
NY	68%	9	6
OH	69%	6	4
OK	57%	5	3
OR	79%	28	22
PA	93%	27	25
RI	83%	7	6
SD	56%	6	3
TX	29%	4	1
UT	33%	5	2
VA	81%	13	11
VT	86%	13	11
WA	72%	10	7
WI	35%	6	2
WV	44%	17	8
WY	82%	6	5
NATION	45%	8	4

*average includes only communities with at least 1 deficiency cited

**average includes all communities including those with no deficiencies cited

Top Deficiencies By State

ASSISTED LIVING & MEMORY CARE



State By State


TOP 10 DEFICIENCIES CITED BY STATE



Alabama.....6	Arizona.....7	California.....8	Colorado.....9
Connecticut.....10	Wash, DC.....11	Delaware.....12	Florida.....13
Georgia.....14	Idaho.....15	Iowa.....16	Illinois.....17
Indiana.....18	Kansas.....19	Massachusetts.....20	Maryland.....21
Maine.....22	Michigan.....23	Minnesota.....24	Montana.....25
Nebraska.....26	New Jersey.....27	New Mexico.....28	North Carolina.....29
Nevada.....30	New York.....31	Ohio.....32	Oklahoma.....33
Oregon.....34	Pennsylvania.....35	Rhode Island.....36	South Dakota.....37
Texas.....38	Utah.....39	Virginia.....40	Washington.....41
West Virginia.....42	Wisconsin.....43	Wyoming.....44	

Top Deficiencies By State

ASSISTED LIVING & MEMORY CARE



Alabama

Total Communities: 328


Communities with Deficiencies: 65

TOP 10 DEFICIENCIES

Deficiency Code	Category	# Deficiencies
A 611	Coordination Of Care	41
A 702	Dietary Standards	39
A 504	Recordkeeping	31
A 604	Restraints	31
A1203	Physical Plant	28
A 303	Reporting	27
A1101	General	27
A 508	Records	27
A 302	Policies And Procedures	24
A 601	Physician Services	21

Top Deficiencies By State

ASSISTED LIVING & MEMORY CARE



Arizona

Total Communities: 1,927


Communities with Deficiencies: 1,226

TOP 10 DEFICIENCIES

Deficiency Code	Category	# Deficiencies
A.R.S. § 36-420.01.A	Training	383
R9-10-816.B.3.b	Medication/Treatment Requirements	269
R9-10-819.A.11	Safe/Functional/Sanitary/Comfortable Environment	231
R9-10-816.F.1	Medication/Treatment Requirements	227
R9-10-808.C.1.g	Documentation	207
R9-10-815.F.2.a.i-ii	Physical Plant	179
R9-10-803.A.9	Hiring	177
R9-10-818.A.4	Emergency Services and Procedures	154
R9-10-806.A.10	Training	153
R9-10-816.B.3.c	Medication/Treatment Requirements	147

Top Deficiencies By State

ASSISTED LIVING & MEMORY CARE



California

Total Communities: 8,123


Communities with Deficiencies: 3,942

TOP 10 DEFICIENCIES

Deficiency Code	Category	# Deficiencies
CCR 87465(h)(2)	Medication/Treatment Requirements	220
CCR 87412(a)	Hiring	198
CCR 87705(f)(1)	Safe/Functional/Sanitary/Comfortable Environment	189
CCR 87411(f)	Hiring	187
CCR 87411(c)(1)	Training	182
87468.2(a)(4)	Administration	172
CCR 87202(a)	Emergency Services and Procedures	153
CCR 87458(a)	Physician Examination	151
CCR 87465(h)(5)	Medication/Treatment Requirements	149
87466	Change Of Condition	147

Top Deficiencies By State

ASSISTED LIVING & MEMORY CARE



Colorado

Total Communities: 707


Communities with Deficiencies: 197

TOP 10 DEFICIENCIES

Deficiency Code	Category	# Deficiencies
1468	Medication/Treatment Requirements	105
540	General	67
630	Medication/Treatment Requirements	61
246	General	56
1514	Medication/Treatment Requirements	48
1510	Medication/Treatment Requirements	46
1180	Care Plans	46
910	General	43
1110	Admission Requirements	31
734	Qualified Staff	30

Top Deficiencies By State

ASSISTED LIVING & MEMORY CARE



Connecticut


Total Communities: 221
Communities with Deficiencies: 55

TOP 10 DEFICIENCIES

Deficiency Code	Deficiency Code	# Deficiencies
19-13-D6 (c)(1)	Policies And Procedures	21
19-13-D6 (c)(5)	Training	13
19-13-D105 (g)(2)(A)(B)	Care Plans	11
19-13-D 105 (g)(2)(A)(B)	Nursing Services	10
19-13-D105 (e)(1)	Policies And Procedures	10
19-13-D 105 (e)(1)	Reporting	9
19-13-D6 (c)(4)	General	7
19-13-D6 (b) (2)(b)	General	6
19-13-D6 (b)(2)(b)	Physical Plant	5
19-13-D6 (m)(2)(F)(ii)	Medication/Treatment Requirements	5

Top Deficiencies By State

ASSISTED LIVING & MEMORY CARE



Washington DC


Total Communities: 16
Communities with Deficiencies: 10

TOP 10 DEFICIENCIES

Deficiency Code	Category	# Deficiencies
Sec. 802b	Physician Examination	6
Sec. 604d	Care Plans	5
10125.4a	Reporting	5
Sec. 604a	Care Plans	4
10116.15f	Hiring	4
Sec. 604a5	Care Plans	4
Sec. 602a	Admission Requirements	4
10122.1	Medication/Treatment Requirements	3
10108.2	Physician Examination	3
10113.5	Assessment	3

Top Deficiencies By State

ASSISTED LIVING & MEMORY CARE



Delaware

Total Communities: 34


Communities with Deficiencies: 31

TOP 10 DEFICIENCIES

Deficiency Code	Category	# Deficiencies
3225.13.1	Care Plans	19
3225.12.1.3	Food Hygiene	19
3225.10.10	Contracts	17
3225.13.3	Care Plans	15
3225.9.7	Infection Prevention And Control	15
3225.11.5	Assessment	15
3225.11.2	Assessment	11
3225.11.3	Physician Examination	11
3225.19.7.7.2	Reporting	10
3225.19.6	Reporting	10

Top Deficiencies By State

ASSISTED LIVING & MEMORY CARE



Florida

Total Communities: 4,681


Communities with Deficiencies: 1,662

TOP 10 DEFICIENCIES

Deficiency Code	Category	# Deficiencies
A0078	Hiring	517
A0081	Training	477
A0162	Recordkeeping	374
A0025	Reporting	364
A0052	Medication/Treatment Requirements	355
A0030	Residents Rights	313
A0152	Safe/Functional/Sanitary/Comfortable Environment	297
A0032	Assessment	296
A0054	Medication/Treatment Requirements	271
CZ814	Hiring	269

Top Deficiencies By State

ASSISTED LIVING & MEMORY CARE



Georgia


Total Communities: 1,995
Communities with Deficiencies: 480

TOP 10 DEFICIENCIES

Deficiency Code	Category	# Deficiencies
{A 2033}	Documentation	62
111-8-62-.09(9)	Hiring	52
111-8-62-.09(11)	General	46
111-8-62-.09(2)(b)	Training	44
111-8-62-.25(1)(a)	Residents Rights	43
111-8-62-.09(2)(a)	Training	42
111-8-12-.05(1)(d)	Hiring	42
111-8-62-.13(6)	Safe/Functional/Sanitary/Comfortable Environment	35
111-8-62-.09(6)	General	32
111-8-62-.24(1)	Records	29

Top Deficiencies By State

ASSISTED LIVING & MEMORY CARE



Iowa

Total Communities: 432


Communities with Deficiencies: 188

TOP 10 DEFICIENCIES

Deficiency Code	Category	# Deficiencies
67.2(3)	Policies And Procedures	94
69.22(3)	Change Of Condition	74
69.26(1)	Care Plans	73
67.3(2)	Residents Rights	60
67.5(2)f(4)	Medication/Treatment Requirements	52
69.26(4)a	Care Plans	42
69.22(2)	Assessment	32
69.27(1)c	Nursing Services	32
67.9(4)b	Training	24
69.25(1)i	Documentation	24

Top Deficiencies By State

ASSISTED LIVING & MEMORY CARE



Idaho

Total Communities: 232


Communities with Deficiencies: 186

TOP 10 DEFICIENCIES

Deficiency Code	Category	# Deficiencies
.403.	Emergency Services and Procedures	69
.310.01.c.	Medication/Treatment Requirements	65
.305.02.b.	Medication/Treatment Requirements	62
.410.	Emergency Services and Procedures	59
.310.04.e.	Medication/Treatment Requirements	49
.009.06.c.	Hiring	47
.305.03.	Assessment	45
.405.01.a.	General	43
.404.	Emergency Services and Procedures	42
.009.01.	Hiring	41

Top Deficiencies By State

ASSISTED LIVING & MEMORY CARE



Illinois

Total Communities: 629


Communities with Deficiencies: 227

TOP 10 DEFICIENCIES

Deficiency Code	Category	# Deficiencies
A6000	Residents Rights	113
A4010	Care Plans	112
A6010	Abuse Neglect	50
A4060	Services Provided	48
A2040	Emergency Services and Procedures	43
A3000	Qualified Staff	43
A5000	Medication/Treatment Requirements	40
A3020	Training	22
A4050	Infection Prevention And Control	22
A3030	Employee Health	22

Top Deficiencies By State

ASSISTED LIVING & MEMORY CARE



Indiana

Total Communities: 220


Communities with Deficiencies: 201

TOP 10 DEFICIENCIES

Deficiency Code	Category	# Deficiencies
R 0273	Food Hygiene	151
R 0117	Staffing Levels	101
R 0217	Care Plans	98
R 0052	Abuse Neglect	96
R 0092	Emergency Services and Procedures	68
R 0349	Records	63
R 0216	Assessment	63
R 0090	Abuse Neglect	62
R 0120	Training	53
R 0407	Infection Prevention And Control	44

Top Deficiencies By State

ASSISTED LIVING & MEMORY CARE



Kansas

Total Communities: 303


Communities with Deficiencies: 262

TOP 10 DEFICIENCIES

Deficiency Code	Category	# Deficiencies
S3085	Contracts	157
S3310	Infection Prevention And Control	153
S3211	Medication/Treatment Requirements	137
S3280	Emergency Services and Procedures	130
S3261	Risk Management	81
S3299	General	75
S3092	Contracts	74
S3165	Nursing Services	63
S3215	Medication/Treatment Requirements	58
S3298	Food Hygiene	55

Top Deficiencies By State

ASSISTED LIVING & MEMORY CARE



Massachusetts

Total Communities: 295


Communities with Deficiencies: 209

TOP 10 DEFICIENCIES

Deficiency Code	Category	# Deficiencies
651 CMR 12.04(11)(e)	Reporting	116
651 CMR 12.07(7)	Care Plans	82
651 CMR 12.05(4)	Recordkeeping	74
651 CMR 12.04(7)(b)	Assessment	53
651 CMR 12.05(1)(c)	Records	36
651 CMR 12.04(4)(d)	General	36
651 CMR 12.07(8)	Training	33
651 CMR 12.04(11) (e)	Emergency Services and Procedures	33
651 CMR 12.04(2)(b)(3)	Resident Safety	32
651 CMR 12.04(10)(c)	Quality Assurance	31

Top Deficiencies By State

ASSISTED LIVING & MEMORY CARE



Maryland


Total Communities: 1,714
Communities with Deficiencies: 230

TOP 10 DEFICIENCIES

Deficiency Code	Category	# Deficiencies
E2780	Care Plans	47
E3330	Care Plans	38
COMAR 10.07.14.35A	Abuse Neglect	32
E2600	Qualified Staff	31
E3770	Risk Management	29
E3680	Medication/Treatment Requirements	29
E3960	Residents Rights	29
COMAR 10.07.14.19B	Hiring	29
E3360	Care Plans	28
COMAR 10.07.14.20C	Records	25

Top Deficiencies By State

ASSISTED LIVING & MEMORY CARE



Maine


Total Communities: 72
Communities with Deficiencies: 22

TOP 10 DEFICIENCIES

Deficiency Code	Category	# Deficiencies
3.21	Licensure	7
10.3	Care Plans	6
10.2.2	Assessment	5
5.12	Residents Rights	5
7.1.7	Medication/Treatment Requirements	4
7.1.1	Medication/Treatment Requirements	3
7.12.2	Medication/Treatment Requirements	3
7.7	Medication/Treatment Requirements	3
10.2	Assessment	3
7.3.2	Medication/Treatment Requirements	2

Top Deficiencies By State

ASSISTED LIVING & MEMORY CARE



Michigan

Total Communities: 889


Communities with Deficiencies: 513

TOP 10 DEFICIENCIES

Deficiency Code	Category	# Deficiencies
R 325.1931	Staffing Levels	289
R 325.1932	Medication/Treatment Requirements	256
R 325.1921	General	255
R 400.15312	Medication/Treatment Requirements	239
R 325.1976	Infection Control, Sanitation, Housekeeping	214
R 325.1922	Change Of Condition	189
R 400.15403	Physical Plant	155
R 325.1901	Risk Management	149
R 400.15301	Care Plans	140
R 400.15305	Abuse Neglect	109

Top Deficiencies By State

ASSISTED LIVING & MEMORY CARE



Minnesota


Total Communities: 1,429
Communities with Deficiencies: 383

TOP 10 DEFICIENCIES

Deficiency Code	Category	# Deficiencies
0 480	Dietary Standards	250
0 810	Abuse Neglect	237
0 800	Physical Plant	185
0 680	Emergency Services and Procedures	167
1620	Change Of Condition	128
1890	Medication/Treatment Requirements	108
0 510	Licensure	104
1880	Medication/Treatment Requirements	94
0 660	Infection Prevention And Control	90
0 780	Licensure	90

Top Deficiencies By State

ASSISTED LIVING & MEMORY CARE



Missouri

Total Communities: 599


Communities with Deficiencies: 409

TOP 10 DEFICIENCIES

Deficiency Code	Category	# Deficiencies
No Code	Emergency Services and Procedures	339
No Code	Physical Plant	293
No Code	Safe/Functional/Sanitary/Comfortable Environment	277
No Code	General	181
No Code	Dietary Standards	170
No Code	Infection Prevention And Control	128
No Code	Level Of Care	121
No Code	Training	106
No Code	Residents Rights	97
No Code	Medication/Treatment Requirements	96

Top Deficiencies By State

ASSISTED LIVING & MEMORY CARE



Montana


Total Communities: 193
Communities with Deficiencies: 72

TOP 10 DEFICIENCIES

Deficiency Code	Category	# Deficiencies
37.106.2816-3	Training	31
37.106.322-3	Emergency Services and Procedures	26
37.106.2817-2	Recordkeeping	21
37.106.2829-2	Records	19
37.106.2860-9	Dietary Standards	15
37.106.2865-13	Physical Plant	15
37.106.2822-1	Care Plans	13
37.106.2816-2	General	13
37.106.2843-7	Services Provided	13
37.106.2814-12	General	12

Top Deficiencies By State

ASSISTED LIVING & MEMORY CARE



North Carolina


Total Communities: 1,051
Communities with Deficiencies: 756

TOP 10 DEFICIENCIES

Deficiency Code	Category	# Deficiencies
D 358	Medication/Treatment Requirements	346
C 189	Physical Plant	308
C 174	Infection Control, Sanitation, Housekeeping	223
D 273	Physician Notification	199
C 199	Physical Plant	178
C 164	Infection Control, Sanitation, Housekeeping	156
C 101	Physical Plant	140
D 367	Medication/Treatment Requirements	127
C 330	Medication/Treatment Requirements	106
C 166	Safe/Functional/Sanitary/Comfortable Environment	104

Top Deficiencies By State

ASSISTED LIVING & MEMORY CARE



Nebraska

Total Communities: 406


Communities with Deficiencies: 33

TOP 10 DEFICIENCIES

Deficiency Code	Category	# Deficiencies
175 NAC 4-006.11A	Resident Care	30
175 NAC 4-006.03A1	Medication/Treatment Requirements	19
175 NAC 4-006.10C	Dietary Standards	14
175 NAC 4-006.12A1	Records	12
175 NAC 4-006.03A2	Hiring	10
175 NAC 4-006.02	Qualified Staff	9
175 NAC 4-006.09b	Medication/Treatment Requirements	9
175 NAC 4-006.13	Safe/Functional/Sanitary/Comfortable Environment	8
175 NAC 4-006.02E	Training	7
175 NAC 4-006.01	General	7

Top Deficiencies By State

ASSISTED LIVING & MEMORY CARE



New Jersey

Total Communities: 297


Communities with Deficiencies: 78

TOP 10 DEFICIENCIES

Deficiency Code	Category	# Deficiencies
A 310	General	46
A 749	Care Plans	12
A1179	Physical Plant	11
A 735	Care Plans	10
A1073	Documentation	9
A 751	Care Plans	9
A1051	Records	9
A 389	Residents Rights	8
A 963	Medication/Treatment Requirements	7
A 235	Recordkeeping	7

Top Deficiencies By State

ASSISTED LIVING & MEMORY CARE



New Mexico


Total Communities: 213
Communities with Deficiencies: 35

TOP 10 DEFICIENCIES

Deficiency Code	Category	# Deficiencies
A036	Dietary Standards	14
A038	Environment	14
A034	Medication/Treatment Requirements	11
A020	Admission Requirements	11
A026	Care Plans	10
A035	Medication/Treatment Requirements	9
A016	Administration	9
A042	Physical Plant	8
A017	Training	8
A063	Emergency Services and Procedures	7

Top Deficiencies By State

ASSISTED LIVING & MEMORY CARE



Nevada

Total Communities: 408


Communities with Deficiencies: 315

TOP 10 DEFICIENCIES

Deficiency Code	Category	# Deficiencies
878	Medication/Treatment Requirements	160
936	Infection Prevention And Control	150
1540	Training	141
178	Physical Plant	128
920	Medication/Treatment Requirements	117
895	Medication/Treatment Requirements	116
999	Safe/Functional/Sanitary/Comfortable Environment	110
1830	Training	106
255	Licensure	103
938	Admission Requirements	100

Top Deficiencies By State

ASSISTED LIVING & MEMORY CARE



New York

Total Communities: 524


Communities with Deficiencies: 355

TOP 10 DEFICIENCIES

Deficiency Code	Category	# Deficiencies
487.7 (f) (5)	Medication/Treatment Requirements	163
485.11 (b)	Licensure	111
487.8 (e) (1)	Food Hygiene	90
487.11 (k) (1-3)	Environment	87
487.7 (g) (1) (ii-xiii)	Services Provided	82
487.7 (f) (11) (iii)	Medication/Treatment Requirements	61
487.4 (a)	Admission Requirements	49
1001.10 (l) (l)	Medication/Treatment Requirements	49
485.5 (f)	Licensure	48
1001.10 (i) (5-8)	Coordination Of Care	47

Top Deficiencies By State

ASSISTED LIVING & MEMORY CARE



Ohio

Total Communities: 802


Communities with Deficiencies: 557

TOP 10 DEFICIENCIES

Deficiency Code	Category	# Deficiencies
R - 0559	Dietary Standards	282
R - 0614	Emergency Services and Procedures	222
R - 0339	Medication/Treatment Requirements	117
R - 0391	Records	104
R - 0711	Abuse Neglect	102
R - 0333	Assessment	100
R - 0615	Emergency Services and Procedures	94
R - 0661	Safe/Functional/Sanitary/Comfortable Environment	93
R - 0710	Environment	91
R - 0390	Physician Orders	65

Top Deficiencies By State

ASSISTED LIVING & MEMORY CARE



Oklahoma

Total Communities: 226


Communities with Deficiencies: 128

TOP 10 DEFICIENCIES

Deficiency Code	Category	# Deficiencies
310-663-3-8(a)	Food Hygiene	79
310:663-15-1 & 63 OS 1-1918(B)(5)	Residents Rights	76
310:663-5-2(b)	Assessment	34
310:663-5-4(b)	Assessment	31
310:663-5-4(c)	Assessment	29
310:663-13-1(d)	Nursing Services	28
310:663-9-5(d)	Training	25
310:663-19-2(a)(3)	Medication/Treatment Requirements	20
310:663-5-5(2)	Care Plans	17
310:663-19-1(a)	Reporting	16

Top Deficiencies By State

ASSISTED LIVING & MEMORY CARE



Oregon

Total Communities: 573


Communities with Deficiencies: 452

TOP 10 DEFICIENCIES

Deficiency Code	Category	# Deficiencies
411-054-0027(1)(r)	Resident Care	1351
411-054-0028(2)	Assessment	1338
411-054-0027(1)(f)	Abuse Neglect	1256
411-054-0025(1)(a)	General	889
411-054-0025(1)(b)	Abuse Neglect	866
411-054-0036(2)(g)	Resident Care	797
C0240	Food Hygiene	425
411-054-0030(1)(e) (l)	Abuse Neglect	386
411-054-0055(1)(f)	Medication/Treatment Requirements	328
411-054-0055(1)(a)	Medication/Treatment Requirements	313

Top Deficiencies By State

ASSISTED LIVING & MEMORY CARE



Pennsylvania


Total Communities: 1,050
Communities with Deficiencies: 977

TOP 10 DEFICIENCIES

Deficiency Code	Category	# Deficiencies
2600.187(d)	Medication/Treatment Requirements	811
§2600.185(a)	Medication/Treatment Requirements	787
§2600.42(b)	Residents Rights	535
§2600.227(d)	Care Plans	493
§2600.85(a)	Infection Control, Sanitation, Housekeeping	485
§2600.16(c)	Reporting	458
§2600.187(a)	Medication/Treatment Requirements	449
§2600.184(a)	Medication/Treatment Requirements	404
§2600.183(e)	Medication/Treatment Requirements	379
§2600.141(b)(1)	Physician Examination	376

Top Deficiencies By State

ASSISTED LIVING & MEMORY CARE



Rhode Island


Total Communities: 63
Communities with Deficiencies: 52

TOP 10 DEFICIENCIES

Deficiency Code	Category	# Deficiencies
2.4.16.D	Assessment	25
2.4.21.C	Dietary Standards	21
2.4.16.G.3	Care Plans	15
2.4.18	Residents Rights	13
2.4.13.A	Change Of Condition	13
2.4.24.B.1	Medication/Treatment Requirements	12
2.4.16(G)(3)	Care Plans	12
2.4.24(B)(1)	Medication/Treatment Requirements	8
2.4.12.H	Training	7
2.4.3	Quality Assurance	7

Top Deficiencies By State

ASSISTED LIVING & MEMORY CARE



South Dakota


Total Communities: 89
Communities with Deficiencies: 50

TOP 10 DEFICIENCIES

Deficiency Code	Category	# Deficiencies
S 337	Policies And Procedures	22
S 685	Medication/Treatment Requirements	14
S 296	Training	14
S 200	Physical Plant	13
S 450	Dietary Standards	11
S 201	Emergency Services and Procedures	11
S 506	Training	10
S 405	Care Plans	9
S 701	Documentation	8
S 415	Resident Care	7

Top Deficiencies By State

ASSISTED LIVING & MEMORY CARE



Texas


Total Communities: 1,826
Communities with Deficiencies: 525

TOP 10 DEFICIENCIES

Deficiency Code	Category	# Deficiencies
No Code	General	488
No Code	Emergency Services and Procedures	392
No Code	Training	193
No Code	Physical Plant	146
No Code	Medication/Treatment Requirements	122
No Code	Safe/Functional/Sanitary/Comfortable Environment	119
No Code	Recordkeeping	99
No Code	Hiring	94
No Code	Food Hygiene	65
No Code	Dietary Standards	59

Top Deficiencies By State

ASSISTED LIVING & MEMORY CARE



Utah


Total Communities: 212
Communities with Deficiencies: 69

TOP 10 DEFICIENCIES

Deficiency Code	Category	# Deficiencies
R432-270-8(1)(a)-(p)	Change Of Condition	29
R432-270-19(7)(a)-(f)	Nursing Services	21
R432-270-21(1)	Recordkeeping	15
R432-270-25(1)	Safe/Functional/Sanitary/Comf. Env.	12
R432-270-13(1)	Admission Requirements	11
R432-270-9(9)(a)-(l)	Training	11
R432-270-11(5)(a-c)	Admission Requirements	11
R432-270-13(3)(a)-(b)	Assessment	9
R432-270-10(5)(a)-(x)	Residents Rights	8
R432-270-25(5)	Safe/Functional/Sanitary/Comf. Env.	8

Top Deficiencies By State

ASSISTED LIVING & MEMORY CARE



Virginia

Total Communities: 564


Communities with Deficiencies: 458

TOP 10 DEFICIENCIES

Deficiency Code	Category	# Deficiencies
22VAC40-73-680-D	Medication/Treatment Requirements	246
22VAC40-73-450-C	Care Plans	218
22VAC40-73-450-F	Care Plans	200
22VAC40-73-640-A	Medication/Treatment Requirements	197
22VAC40-73-250-D	Infection Prevention And Control	145
22VAC40-73-870-A	Physical Plant	141
22VAC40-73-450-E	Care Plans	136
22VAC40-73-320-A	Admission Requirements	130
22VAC40-73-680-I	Medication/Treatment Requirements	118
22VAC40-73-260-A	Training	115

Top Deficiencies By State

ASSISTED LIVING & MEMORY CARE



Vermont

Total Communities: 97


Communities with Deficiencies: 83

TOP 10 DEFICIENCIES

Deficiency Code	Category	# Deficiencies
R179	Training	79
R266	Infection Control, Sanitation, Housekeeping	73
R190	Hiring	61
R247	Dietary Standards	58
R145	Care Plans	58
R128	Medication/Treatment Requirements	39
R200	Policies And Procedures	35
R167	Medication/Treatment Requirements	30
R302	Emergency Services and Procedures	28
R162	Medication/Treatment Requirements	26

Top Deficiencies By State

ASSISTED LIVING & MEMORY CARE



Washington

Total Communities: 543


Communities with Deficiencies: 393

TOP 10 DEFICIENCIES

Deficiency Code	Category	# Deficiencies
WAC 388-78A-2210	Medication/Treatment Requirements	137
WAC 388-78A-2140	Assessment	110
WAC 388-78A-2600	Policies And Procedures	109
WAC 388-78A-2160	Assessment	103
WAC 388-78A-2480	Infection Prevention And Control	100
WAC 388-78A-2610	Infection Prevention And Control	98
WAC 388-78A-2660	Residents Rights	96
WAC 388-78A-2474	Training	95
WAC 388-78A-2305	Food Hygiene	93
WAC 388-78A-3090	Infection Control, Sanitation, Housekeeping	92

Top Deficiencies By State

ASSISTED LIVING & MEMORY CARE



Wisconsin

Total Communities: 3,877


Communities with Deficiencies: 1,345

TOP 10 DEFICIENCIES

Deficiency Code	Category	# Deficiencies
N 389	Care Plans	212
N 352	Medication/Treatment Requirements	169
N 481	Infection Control, Sanitation, Housekeeping	113
N 526	Emergency Services and Procedures	109
N 525	Emergency Services and Procedures	105
N 499	Environment	103
M 570	Environment	101
N 239	Infection Prevention And Control	101
N 220	Hiring	90
N 415	Medication/Treatment Requirements	89

Top Deficiencies By State

ASSISTED LIVING & MEMORY CARE



West Virginia

Total Communities: 186


Communities with Deficiencies: 81

TOP 10 DEFICIENCIES

Deficiency Code	Category	# Deficiencies
E 450	Physical Plant	130
E 245	Emergency Services and Procedures	56
E 381	Medication/Treatment Requirements	54
E 452	Physical Plant	52
E 376	Physician Examination	49
E 247	Emergency Services and Procedures	47
E 445	Emergency Services and Procedures	43
E 379	Care Plans	39
E 122	Staffing Levels	35
E 276	Physical Plant	34

Top Deficiencies By State

ASSISTED LIVING & MEMORY CARE



Wyoming

Total Communities: 34
Communities with Deficiencies: 28

TOP 10 DEFICIENCIES

Deficiency Code	Category	# Deficiencies
S8015	Emergency Services and Procedures	13
S8018	Emergency Services and Procedures	12
S8027	Emergency Services and Procedures	12
S8030	Emergency Services and Procedures	12
S8017	Emergency Services and Procedures	10
S5020	Assessment	7
S8012	Emergency Services and Procedures	6
S8999	Emergency Services and Procedures	6
S8023	Safe/Functional/Sanitary/Comfortable Environment	5
S8000	Emergency Services and Procedures	5